



Moving Care  
**FORWARD**

**5200 Signature Series  
Manual Exam Table**

## **Owners Manual**



Serial number: \_\_\_\_\_

Date of Manufacture: \_\_\_\_\_

Maximum Patient Weight: 500 lbs / 295 kg

# IMPORTANT INFORMATION

Safety First This equipment must be operated and maintained with the safety of the patient and doctor in mind.

1. Read this manual before operating your new UMF Medical equipment.
2. This product is intended to be used for positioning of patients during medical examinations conducted by qualified medical personnel.
4. This Manual should remain permanently affixed or near the equipment for convenient reference.
5. UMF Medical reserves the right to make changes to the design of products at any time and without notice.

## CLASSIFICATIONS

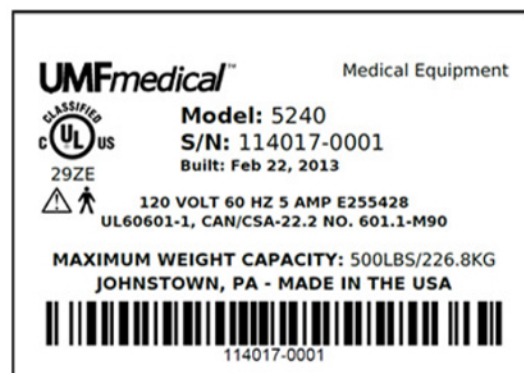
Equipment Class - Class I

Protection against electric shock: Type B applied parts Protection against harmful

Ingress of water: Ordinary Equipment is not suitable for use in the presence of a flammable anesthetics mixture with air or with oxygen or with nitrous oxide

Mode of Operation: Continuous operation

This product has been evaluated with respect to electrical shock, fire, & mechanical hazards only, in accordance with UL60601-1 and CAN/CSA-22.2 No.601.1



\* Label found on back of table

## SAFETY SYMBOLS

9

**WARNING:** The warning symbol identifies special instructions or procedures, which if not properly followed could result in personal injury.

**CAUTION:** The caution symbol identifies special instructions or procedures, which if not properly followed could result in danger or damage to equipment.



ATTENTION, CONSULT ACCOMPANYING DOCUMENTS



TYPE B APPLIED PART

## ENVIRONMENTAL CONDITIONS

Transport/Storage Temperature: -20°C to 40°C

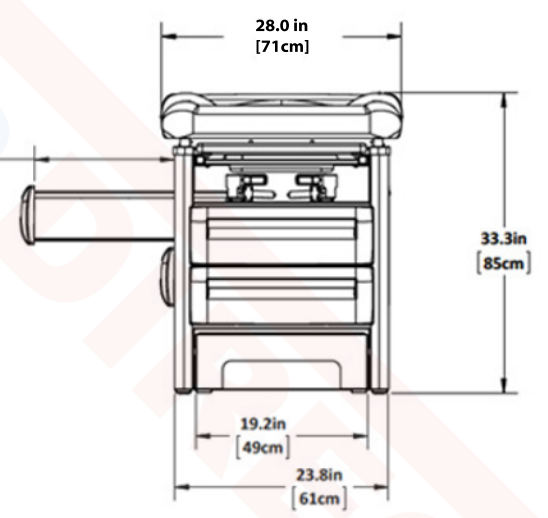
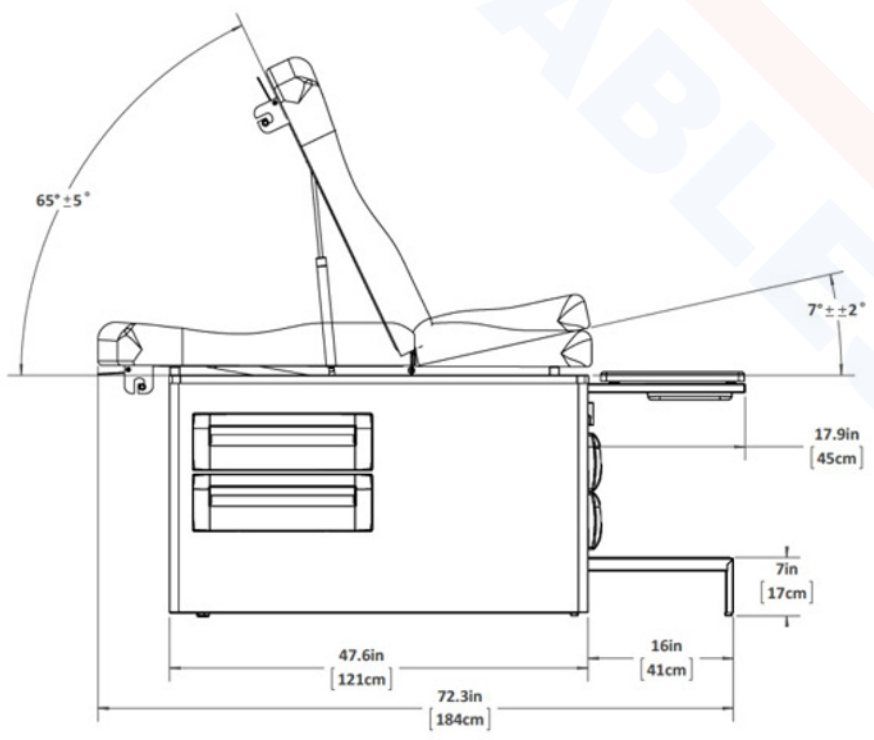
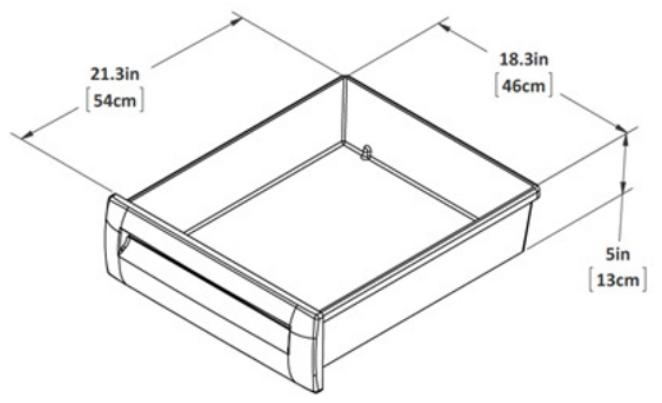
Transport/Storage/Operating Humidity: 95% maximum

Operating Temperature: 0°C to 40°C

# SPECIFICATIONS

Maximum Patient Weight..... 500lbs (226 kg)  
 Electrctal Supply (Optional)..... 120V 60HZ 5AMP  
 220V 60HZ 5AMP  
 Power Cord L..ength(Optional)..... 8FT(2.4m)  
 Table Weight..... 230lbs (104kg)

**Storage Capacities**  
 5240 & 5240-145 ..... 4.50cu ft (0.127 cu m)  
 5250..... 5.62cu ft (0.160 cu m)



# FEATURES AND OPERATION

## BACKREST OPERATION WITH ULTRA-COMFORT CYLINDER

**WARNING: DO NOT USE BACKREST AS A SEAT**

1. Grip handle and rotate clockwise or rotate handle toward front of the table.



2. Adjust backrest to desired position



3. Release handle to lock backrest into place

## STIRRUP POSITIONING & ADJUSTMENT

**WARNING: DO NOT SUPPORT THE PATIENT'S ENTIRE WEIGHT WITH THE STIRRUPS**



1. Pull the stirrups out and unfold

2. Lift slightly & move left or right to position

3. Release stirrup to lock in position

## STIRRUP POSITIONING & ADJUSTMENT

**WARNING: DO NOT USE LEG REST TO SUPPORT ENTIRE WEIGHT WITH THE STIRRUPS**



1. Slide leg section out to access leg rest

2. Slide leg rest in to table to access removable drain pan

# FOOTSTEP EXTENSION

## BACKREST OPERATION WITH ULTRA-COMFORT CYLINDER



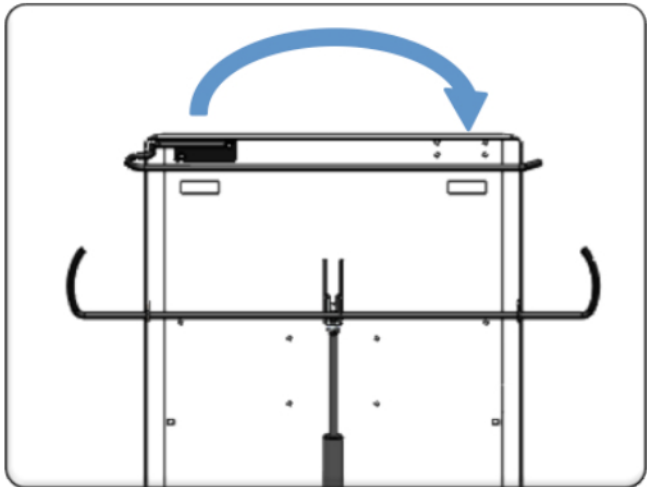

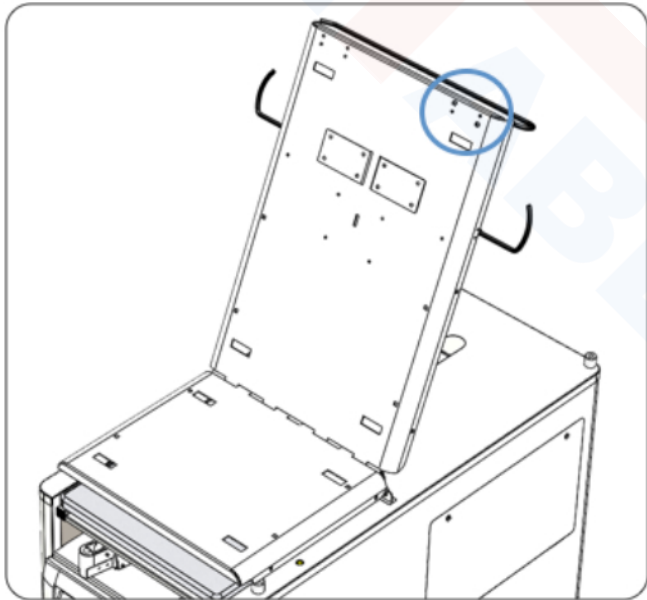
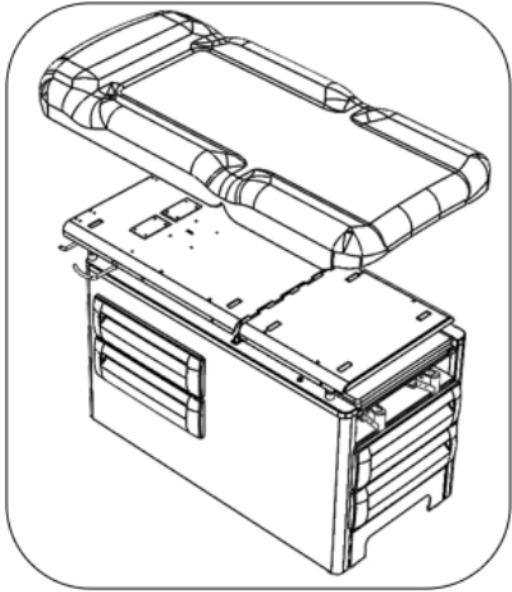
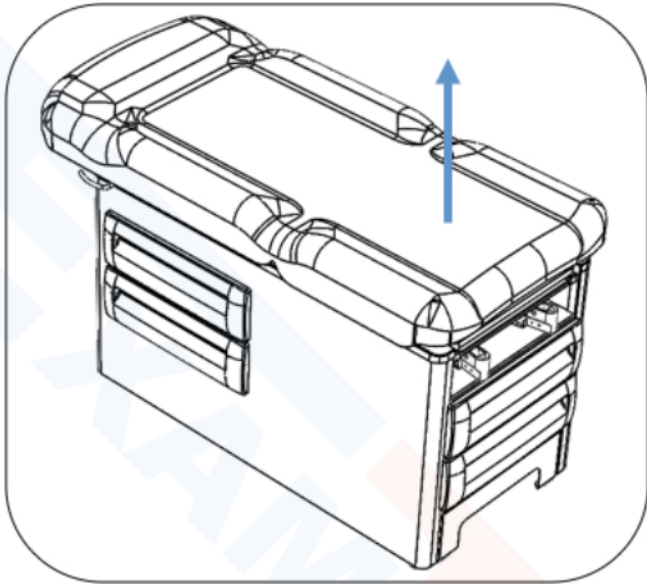
Lift front of footstep slightly and pull outward

## PAPER ROLL REPLACEMENT


Slide new roll on to the rod



# PAPER ROD ROLL REVERSE




# REVERSING SIDE DRAWERS




1. Remove side panels  
\* Turn latches counter clockwise

2. Remove drawers:
  - Extend drawer
  - Press tabs right
  - Remove drawer



3. Slide cages to opposite side of table  
\* Cages are marked with an orange dot



4. Align slides and install drawers on opposite side.  
\* Slide in until an audible 'click' is heard
5. Install side panel on opposite side

# REVERSING SIDESTEP (5240-145 MODEL ONLY)



1. Remove footstep panel  
\* Turn latches counter clockwise

2. Remove footstep:
  - Extend footstep
  - Press tabs right
  - Remove footstep



3. Slide cages to opposite side of table  
\* Cages are marked with an orange dot
4. Align slides and install footstep on opposite side.  
\* Slide in until an audible 'click' is heard
5. Install footstep panel on opposite side

# COMMON OPTIONS AND ACCESSORIES

## PELVIC TILT (350)



1. Lift the seat
2. Rotate the pelvic bar to the upright position
3. Lower seat onto pelvic tilt bar

## Electrical Receptacles (852, 855)



1. To access receptacles, Insert a screwdriver, key, or other tool into slot on receptacle cover to remove child-proof cover
2. Replace child-proof cover following use

THE RECEPTACLES ON THIS TABLE ARE LIMITED TO A COMBINED LOAD OF 5.0 A, 120V MAXIMUM  
CAUTION: CHECK GROUND CONTINUITY PERIODICALLY

**WARNING:** DO NOT DISCARD COVER. COVER IS TO BE REAPPLIED AND SECURED FOLLOWING REMOVAL OF EQUIPMENT FROM MULTIPLE SOCKET OUTLET

**WARNING:** MULTIPLE SOCKET OUTLET IS TO BE USED FOR MEDICAL EQUIPMENT ONLY (WHERE SAFETY CERTIFICATION HAS BEEN PERFORMED IN ACCORDANCE TO IEC 60601-1 AND/OR IEC 60601-1-1). USE OF EQUIPMENT NOT COMPLYING WITH THE EQUIVALENT SAFETY REQUIREMENT OF THIS EQUIPMENT MAY LEAD TO A REDUCED LEVEL OF SAFETY OF THE RESULTING SYSTEM.

**WARNING:** TO AVOID RISK OF ELECTRIC SHOCK. THIS EQUIPMENT MUST ONLY BE CONNECTED TO A SUPPLY MAINS WITH PROTECTIVE EARTH

Service Note: If the maximum load of the receptacle is exceeded, two circuit breakers will interrupt power. To reset, toggle the far two circuit breakers located behind the patient left stirrup.

## DRAWER WARMER (851)



Press green switch to power on and off.  
Switch will illuminate when activated

Heats Contents In Top Front Drawer Only

Service Note: If drawer does not heat up, toggle the nearest circuit breaker located behind the patient left stirrup to reset system.



# EQUIPMENT CARE

## CARE OF UPHOLSTERY

The upholstery material used on the top, leg rest, and headrest is resistant to most medical stains.

### For Light Cleaning:

1. A solution of 10% liquid soap and clean water applied with a soft damp cloth will remove disinfection cleaner build-up.
2. If necessary, a solution of liquid cleanser and water can be applied with a soft bristle brush. Wipe away residue with a water-dampened cloth.

### For Disinfection:

1. Dampen a soft white cloth with a solution of standard bleach (sodium hypochlorite) or other chlorine based cleaner\*\*\* and water; 10% bleach, 90% water.
2. Rub Gently.
3. If necessary, allow the 1:10 diluted bleach (sodium hypochlorite) solution to puddle on the affected area or apply with a clean, soaked cloth for approximately 30 minutes. Rinse with a water-dampened cloth to remove any remaining bleach concentration.
4. Rinse with a water-dampened cloth to remove cleaner solution and allow thorough drying of material.

\*\*\* See current CDC Guideline for Disinfection & Sterilization in Healthcare Facilities for bleach alternative cleaners

**Note: Immediately remove any fluid spilled on upholstery surface.**

**Antimicrobial:** UMF Medical Upholstery provides outstanding protection in difficult medical and healthcare environments and contains an agent effective against bacterial and fungal microorganisms.

## CARE OF PAINTED SURFACES

A chemical acid resistant paint is used, but extreme care must be taken not to use ammonia-based cleaners or discoloration of paint may occur. A damp cloth or mild liquid soap solution should be sufficient.

## CARE OF BRIGHT METAL SURFACES

All non-painted surfaces, chrome plated, or stainless steel should be wiped weekly with a clean damp cloth then buffed to a lustrous shine with a soft dry cloth.

## CARE OF BASE

The protective base is easily washable with mild liquid soap and water. A soft bristle brush may be used on scuffed or stained areas.

**CAUTION: WHEN THE USE OF STRONG CLEANING SOLUTIONS IS NECESSARY, TEST AN INCONSPICUOUS AREA TO ASSURE THAT DAMAGE TO UPHOLSTERY OR PAINTED SURFACES WILL NOT OCCUR.**

Contact:  
UMF Medical Customer Service  
1316 Eisenhower Blvd  
Johnstown, PA 15904

Toll Free: 1(800)638-5322  
Email: [customerservice@umfmedical.com](mailto:customerservice@umfmedical.com)  
Fax: 1(814)266-1870

\* For service requests, please have model & serial number available

# WARRANTY INFORMATION

## Warranty Information

### Warranty Program 2018

UMF Medical warrants to the original purchaser a warranty for products to be free from functional defects in material and workmanship under normal interior use and service. UMF Medical's obligation under this warranty is limited to the repair or replacement, at UMF Medical's option, of the parts or the products the defects of which are reported to UMF Medical within the applicable warranty period and which upon examination by UMF Medical prove to be defective. Warranty subject to the terms and conditions listed below.

#### **Length of warranty, measured by Purchase Date (Invoice Date), for all warranted products and components:**

<i>Five years:</i>	Signature Series Examination Tables (52xx model numbers and Treatment and Orthopedic Tables (55xx model numbers). Ultra-Comfort adjustable backrest cylinder not included.
<i>Three years:</i>	Power Exam and Procedure Tables and all other UMF Medical products excluding the products listed in Five Year and One Year categories of this document.
<i>One year:</i>	Waste Receptacles, Bassinet Baskets, Bassinet Mattresses and ultra-comfort adjustable backrest cylinder.

### Obtaining Warranty Service

Warranty service must be obtained by contacting either the Authorized Distributor through whom the product was purchased or UMF Medical Customer Service Department via phone at 814-266-8726, or via email at [customerservice@umfmedical.com](mailto:customerservice@umfmedical.com).

This warranty covers the cost associated with the repair parts only and does not cover any other charges, including but not limited to service calls, labor, transportation, shipping, etc. It is the retail customer's obligation to arrange for delivery of a product to UMF Medical or one of its authorized distributors for warranty service, which delivery shall be at the retail purchaser's expense. It is also the retail purchaser's obligation to comply with the warranty service instruction provided by UMF Medical or its authorized distributor. The Retail purchaser must provide UMF Medical with completed warranty registration information within thirty days after purchase in order to obtain the benefits of this warranty.

#### **Limited warranty general exceptions and exclusions**

This warranty does not cover and UMF Medical shall not be liable for the following:

- Parts and products of a consumable nature;
- Defects, damage or other conditions caused, in whole or in part, by mishandling, misuse, abuse, negligence, alteration, accident, freight damage, tampering or failure to seek and obtain repair or replacement in a timely manner;
- Products which are not installed, used, and properly cleaned and maintained as required in the UMF Medical Installation and/or Owner's Manual for the applicable product;
- Replacement parts, alterations or installation of any accessories or parts not manufactured or recommended by UMF Medical;
- Cosmetic and non-functional defects not noted at time of delivery.
- Charges for repairs, replacement parts, adjustments, installation or other work performed upon or in connection with products which are not expressly authorized in writing in advance by UMF Medical.
- Damages resulting from inadequate power supply (including incorrect voltage, voltage spikes or other irregularities) or use or storage in corrosive atmospheres.

To the extent any or all of the following exclusions or provisions of this warranty are prohibited by any federal, state, or municipal law which cannot be preempted, those exclusions or provisions shall not be applicable.

#### **Exclusive Remedy: Consequential Damages Disclaimer**

UMF Medical's only obligation under this warranty is the repair or replacement of defective parts. UMF Medical shall not be liable for and hereby disclaims any direct, special, indirect, incidental, exemplary or consequential damages or delays, including but not limited to, damages for loss of profits or income, loss of use, downtime, employee or independent contractor wages, payments and benefits, commercial loss or other incidental charges.

#### **No Authorization**

No person or firm is authorized to create or approve for UMF Medical any other obligation or liability in connection with the products.

#### **Warranty Disclaimer**

THIS WARRANTY IS UMF MEDICAL'S ONLY WARRANTY AND IS IN LIEU OF ALL OTHER WARRANTIES, EXPRESS OR IMPLIED. UMF MEDICAL MAKES NO IMPLIED WARRANTIES OF ANY KIND INCLUDING ANY IMPLIED WARRANTIES OF MERCHANTABILITY OR FITNESS FOR A PARTICULAR PURPOSE. THIS WARRANTY IS LIMITED TO THE REPAIR OR REPLACEMENT OF DEFECTIVE PARTS.

No action may be brought against UMF Medical for breach of this limited warranty, an implied warranty, if any, or for any other claim arising out of or relating to the products following expiration of the limited warranty period.

UMF Medical reserves the right to make changes in the design or material of its products without incurring any obligation to incorporate such changes in any product previously manufactured.