



MEDICAL

630 HUMANFORM[®] Procedure Chair

Healthcare is changing. Are you changing with it?



Healthcare has been changing at an unprecedented rate. There are more patients, fewer providers, and patients are trending away from hospitals into ambulatory care settings. Having the right combination of technology and workflow is more important now than it ever has been.



Position yourself + your patients for outpatient procedures

Since the 1980s, ambulatory procedures have been steadily increasing. With improved technology and advancements in anesthesia and pain management, the number of procedures being performed on an outpatient basis is expected to continually rise.¹ Is your facility equipped to handle this migration of care?

48.3 million

Number of outpatient procedures performed in the US in 2019²

18%

Procedures in physician offices projected to increase 18% through 2032³

Procedures can be lengthy for caregivers + patients



50.2 MINUTES

Median procedure room time per patient encounter⁴



17.2 CASES

Number of cases per day at a typical ambulatory surgery center⁵

MIDMARK CAN HELP

The Midmark 630 HUMANFORM® Procedure Chair is designed with precise positioning and more humanlike movement to provide better accessibility and ergonomics for patients and caregivers.

Bringing patient + provider together comfortably + safely

Since the inception of the Americans with Disabilities Act (ADA), accessibility has become a legal requirement. But more importantly, accessible design is instrumental in providing better care. The federal agency providing leadership and guidance for accessible design, the US Access Board, recommends a chair with a low, uncompressed seat height of 17" to 19". The Midmark 630 HUMANFORM® Procedure Chair can lower to a height of 19" (non-rotational models) and can be moved into a low, flat position. The low seat height and wide, flat transfer surface can help enable patients to transfer onto and off of the procedure chair with minimal assistance, improving safety for the patient and caregiver.



Natural, humanlike movement
patients will appreciate



01 BARRIER-FREE DESIGN

helps address the needs of a changing patient demographic with a 19" low seat height and 650-pound weight capacity.

02 MOTION PROFILING®


adjusts the chair as the patient moves to help maintain head and back support. This exclusive feature is designed to eliminate the need for patients to reposition as the chair back section raises or lowers.

03 FOOT EXTENSION

extends the chair footrest to accommodate taller patients with the touch of a button.

04 PREMIUM COMFORT SYSTEM®

combines unique, contoured upholstery and an adjustable footrest to cradle the patient for a soothing, chair-like feel.



Better position caregivers for outpatient procedures

No matter the type of procedure, proper positioning is necessary for unobstructed access to the patient and a clear view of the surgical site. Like the human body, the Midmark® 630 has virtually endless movement capabilities. Power height, back, foot and tilt gives healthcare providers the freedom to effortlessly move patients into the most effective positions.


1 out of 5
Of all injuries reported in the US is healthcare related⁶

3x
Healthcare workers are almost three times as likely to suffer from work-related injuries than construction workers.⁶



CAREGIVER ERGONOMICS

When performing outpatient procedures, it's important to choose a procedure chair that provides clear access to the patient and procedure site. But have you considered provider ergonomics? The Midmark 630 HUMANFORM® Procedure Chair is designed with features that help ensure ample access to the patient while maintaining a proper working position whether seated or standing.

PRECISE MEDICAL POSITIONING



LITHOTOMY
Position patients for lower-body procedures



ELEVATED FLAT
Can improve access and visibility to the patient's head, neck and torso



BARRIER-FREE ENTRY
Low height of 19" allows for better patient access



TRENDELENBURG
Widely used as a first-line treatment of acute hypotension and/or shock

ADJUSTABLE HEADREST DESIGN



Articulating Headrest
Tilt the patient's head or adjust for different procedures, improving access and patient comfort.



Tool-Free Adjustment
Simply loosen the knob, rotate the headrest up or down and retighten.



Intelligent features make time with patients more efficient

As the number of procedures performed in ambulatory care settings increases and the number of patients you see grows, you're going to want to make the most of the time you have with patients. That's why it's good to have a Midmark 630 HUMANFORM® Procedure Chair in your corner.



Programmability
is positioning
made easy

The Midmark® 630 can store up to four of your most used positions. With the touch of a button, all sections of the chair move simultaneously to quickly and precisely move the patient to the desired position. (Programmability is an optional feature.)



MAKE THE MOST OF THE SPACE YOU HAVE WITH **ROTATION**

With the optional rotation feature, you no longer have to drag heavy devices around the chair or the patient. You can simply move the patient for better access.



ELECTRICAL OUTLETS

Hospital-grade outlets on each side of the chair allow you to easily power ancillary devices at the point of care. (Not available on rotational or 230 V models.)



WIRELESS CONTROLS

Locate your hand and foot control anywhere in the room without having to worry about trip hazards or cords. A low battery audible indicator will sound when it's time for a battery replacement.



ACTIVE SENSING TECHNOLOGY®

Avoid impact or disruption while moving the chair. Active sensing technology pauses chair movement when disrupting impact is detected.



Accessories

ACCESSORIES HELP ADD VERSATILITY + FUNCTION TO YOUR PROCEDURE CHAIR

OVAL HEADREST



12.7" H x 12.3" W

EXTENDED HEADREST



12.7" H x 12.4" W

RECTANGULAR HEADREST



12" H x 18" W

U-SHAPED HEADREST



8" H x 11.5" W

DOUBLE ARM
INSTRUMENT TRAY



Attaches to either side of
the chair

RITTER® 253 LED EXAM LIGHT



Available in chair mount (spline or
rail), wall mount and mobile options

ARTICULATING KNEE
CRUTCHES



LOCKING CASTERS




3 1/2" added height to chair

SECURITY SIDE PANELS



ACCESSORIES

CHAIR ARMS



Fits 28" and 32" upholstery widths

SEAT RAILS



Procedure size 1 1/8"

BACK + BASE ACCESSORY RAILS



Procedure size 1 1/8" and standard size 1"

GYNECOLOGY DEBRIS TRAY



*Larger option debris tray
13" W x 12" L x 1/2" D*

HAND SURGERY ARMBOARD



8.5" W x 26" L

SECURITY STRAPS



Adjustable width and location

ARTICULATING ARMBOARD



7" W x 24" L

ANESTHESIA VISION BLOCK SCREEN



Blocks patient's line of sight




COLOR OPTIONS

STANDARD UPHOLSTERY COLORS

	Mist 813
	Stone 814
	Restful Path 858
	Iron Ore 851
	Lunar Gray 845
	Obsidian 857
	Oasis 843
	Soothing Blue 855
	Dream 847
	Mineral 844
	Healing Waters 848
	Shaded Garden 853
	Citrus 849
	Sandy Retreat 850
	Curative Copper 846
	Cranberry 859
	Dark Linen 856
	Latte 860
	Robust Brown 852
	Deep Earth 854

ULTRAFREE UPHOLSTERY COLORS

	UltraFree Stone 865
	UltraFree Restful Path 868
	UltraFree Obsidian 867
	UltraFree Harbor 861
	UltraFree Wheatgrass 862
	UltraFree Spice 863
	UltraFree Cranberry 869
	UltraFree Dark Linen 866
	UltraFree Latte 870
	UltraFree Branch 864



UPHOLSTERY

Available in 28" and 32" widths to accommodate a range of patient sizes.

SPECIFICATIONS

Patient Weight Capacity:
650 lb (295 kg)

Height:

Minimum 19" (45.7 cm)
Maximum 40" (101.6 cm)

Seat Tilt Angle Range:
0° to 30°

Back Support Angle Range:
0° to 80°

Foot Support Angle Range:
0° to 90°

28" Upholstery Width Dimensions:
Headrest: 12" (30.5 cm)
Back support: 26.5" (67.3 cm)
Seat: 28" (71.1 cm)
Foot support: 23" (58.4 cm)

32" Upholstery Width Dimensions:
Headrest: 12" (30.5 cm)
Back support: 31" (78.7 cm)
Seat: 32" (81.3 cm)
Foot support: 23" (58.4 cm)

Patient Support Surface Length:
Flat position: 72" – 76"
(182.9 – 193 cm)

Paper Roll Holder:
Holds 18" x 3.5" paper roll
(45.7 x 8.9 cm)

Stirrups are standard.

Electrical Ratings

115/230 VAC, 12/6 A, 50/60 Hz
(for standard models w/receptacle)

115/230 VAC, 9/4.5 A, 50/60 Hz
(for rotation models)

Electrical Outlet Rating:
115 VAC, 3 A

Options

Premium Upholstery Top:
Seamless design

Premium UltraFree Top:
Seamless, PVC-free design

Programmability: Four
customizable positions

Wireless Controls:
Hand and foot

Electrical Outlets: Duplex, hospital
grade (on each side)*

Rotation: Allows table to rotate 350°
and adds 3.5" to the minimum and
maximum seat height specifications

CE marked chairs available

Accessories

Ritter® 253 LED Exam Light

Back and base accessory rails -
Surgical size 1 1/8" and
Standard size 1"

Seat rails -
Surgical size 1 1/8"

Adjustable arm system -
Includes left and right arms

Articulating armboard

Hand surgery armboard

Knee crutches - articulating

Gynecology debris tray

Security straps

Security side panels

Instrument tray - double arm

IV pole

Anesthesia Vision Block Screen

Tamper resistant receptacles*

Casters*

3' power cord

Additional hand and foot controls

U-shaped headrest

Rectangular headrest

Extended headrest

Oval headrest

* Not available on rotational
or 230 V models

SOURCES

01 <https://www.healthaffairs.org/doi/full/10.1377/hlthaff.2013.1281>

02 <https://www.cdc.gov/nchs/data/nhsr/nhsr102.pdf>

03 <https://www.ascfocus.org/ascfocus/content/articles-content/articles/2022/digital-debut/sg2-annual-report-projects-double-digit-asc-growth>

04 ASC Association's Outcomes Monitoring Project 2nd Quarter 2010 Report <https://www.beckersasc.com/lists/100-surgery-center-benchmarks-statistics-to-know.html> - #31

05 <https://www.beckershospitalreview.com/hospital-management-administration/100-things-to-know-about-ascs-and-hospital-ambulatory-visits.html>

06 <https://www.bls.gov/iif/osch0060.pdf>



Designing better care.®



CARB 93129.2 Phase 2 Compliant and TSCA Title VI Compliant

The color examples shown are the best representation of the original material. Actual color may vary slightly. We strongly recommend that you contact Midmark Customer Experience at 1.800.MIDMARK to request a sample before placing your order.

Authorized CE Representative Countries in the EEC should direct all questions, incidents and complaints to the Midmark Authorized CE representative listed below:

CEpartner4U, Esdoornlann 13, 3951 DB Maarn, The Netherlands
Phone: +31.343.442.524 Website: cepartner4u.com

Midmark is an ISO 13485 and ISO 9001 Certified Company. Certain products are not included. See the complete list at: midmark.com/ISO

For more information, contact your Midmark dealer or call: 1.800.MIDMARK

Outside the USA call: 1.937.526.3662 or visit our website: midmark.com

© 2023 Midmark Corporation, Versailles, Ohio USA
Products subject to improvement changes without notice.
Litho in USA.

007-10305-00 Rev. B1 (6/23)

