

USER MANUAL



**E-Series**  
POWER TABLES



## LEGAL

Thank you, for selecting and purchasing Clinton equipment. We are proud to serve your medical equipment needs with products that deliver value and offer superior performance. Please read these instructions carefully to insure your Clinton products are used and operated according to specifications and that they are maintained to Clinton's recommendations.

### LEGAL NOTICES

All the features, functionality, and other product specifications are subject to change without prior notice or obligation. Information contained herein is subject to change without notice.

Clinton logo and the E-Series logo are a trademarks of Clinton Industries, Inc. All other brands and product names referred to are trademarks of their respective holders. The ® or ™ symbols are not used in the text.

### DISCLAIMER

Information in this document is provided in connection with Clinton products. No license, express or implied to any intellectual property rights is granted by this document. Clinton assumes no liability whatsoever, and disclaims any express or implied warranty, relating to sale and/or use of Clinton products including liability or warranties relating to fitness for a particular purpose other than its intended use, or infringement of any patent, copyright or other intellectual property right.

In no event shall Clinton Industries' liability exceed the price paid for the product from direct, indirect, special, incidental, or consequential damages resulting from the use of the product, or its documentation or errors in its documentation. Clinton Industries, Inc. makes no warranty or representation, expressed, implied, or statutory, with respect to the use of this documentation. Clinton Industries, Inc. reserves the right to revise or update its products, or documentation without obligation to notify any individual or entity

## INTENDED USE

### INTENDED USE

All models of Clinton E-Series Power Treatment Tables are only intended for operation by health care professionals in a medical environment for general physical examinations. No special training is required; however, the health care professional should read and understand this entire User's Manual.

Review of the Safety Instructions and cautionary statements is imperative to the safety of both the patient and operator. Operators may be either sitting or standing, but must always be within close proximity to the patient and have a full view of both the table and the patient. The patient should never be left unattended on the table. The tables should always be placed on a dry, level surface to insure safe operation and positioned so that the power cord connection to the wall outlet is easily accessible and never blocked in any manner.

The tables have two basic functions, raising and lowering of patients. They operate within a height range of 18.5 to 35.5 inches off the floor, allowing ease of patient access and examination. Clinton E-Series Power Treatment Tables are intended to be sat or laid upon during examinations of less than 30 minutes within the medical facility and may be used as frequently as necessary to accommodate the facility's patient schedule.

The E-Series Power Treatment Tables are NOT intended for patient transportation.

The intended population is for any demographic patient that is alert and able to support themselves with the exception of infants and individuals with a weight that exceeds 450 lbs.

### SERVICE

If your Clinton E-Series Power Tables should fail operating for any reason, please call Clinton Industries for assistance in diagnosing the problem and having your equipment serviced, if necessary.

Clinton E-Series Power Treatment Tables have **no** field serviceable parts. If failure occurs, unplug the table from the wall outlet and contact Clinton Industries, or your local Clinton distribution office.

Please provide the following information before calling Clinton regarding an in or out of warranty problem.

Date of Purchase:

---

Serial Number:

---

Model Number:

---

Dealer/Distributor:

---

Dealer/Distributor Phone:

---

Dealer/Distributor Address:

---

## IMPORTANT SAFETY GUIDELINES

### WEIGHT LIMIT

Clinton Power Tables are specifically designed to be used by medical and physical therapy professionals for patient treatment and examinations where the load capacity or combined load and force does not exceed 450 pounds on all models.



### WARNING

To reduce the risk of injury due to electrical shock, burns or fire follow the following procedures:

- Unplug the table before cleaning
- Unplug the table before adding accessories or removing and replacing parts
- Do not use the table if it has been damaged in any way, especially the electrical connection
- Unplug the table and do not use if the table has been in or damaged by water or excessive moisture
- Keep cord away from heat or surfaces that may become hot
- Do not modify this equipment without authorization from Clinton Industries
- Main plug is used as primary means of disconnect. Do not position the equipment such that it is difficult to operate the disconnection device.
- Not intended for outdoor use
- Never operated where aerosol sprays, oxygen or other potentially flammable products are being used
- Reorient or relocate the receiving device
- Increase the separation between the equipment
- Connect the equipment to an outlet on a different circuit from that to which the other device(s) are connected and consult the factory field service technician for help
- Consult Clinton Industries for help
- Care must be taken when operating this equipment around other equipment to avoid reciprocal interference. Potential electromagnetic or other interference could occur to this or to the other equipment. Try to minimize this interference by not using other equipment in conjunction with this device.



### DANGER

Risk of Electrical Shock.

Always connect these tables to a properly grounded outlet.

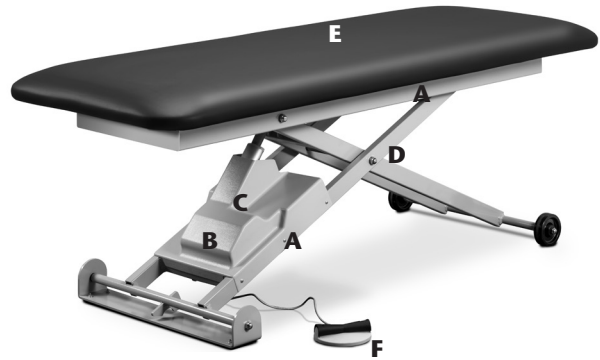
The power supply and controller contains no serviceable parts. If failure occurs, unplug the table from the wall outlet and contact Clinton Industries, or your local Clinton distribution office.

## PRODUCT DESCRIPTION:

### 86100

#### SPECIFICATIONS

Length	72"
Width	27"
Height Range	18.5" – 35.5"
Load/Force Capacity	450 lbs.
Upholstery	knit-backed vinyl
Warranty	5-year limited



#### PARTS

- A. Frame
- B. Control Box
- C. Motor
- D. Scissors Lift
- E. Upholstered Top
- F. Foot Controller

### 86200

#### SPECIFICATIONS

Length	72"
Width	27"
Height Range	18.5" – 35.5"
Backrest	38" x 27"
Load/Force Capacity	450 lbs.
Upholstery	knit-backed vinyl
Warranty	5-year limited



#### PARTS

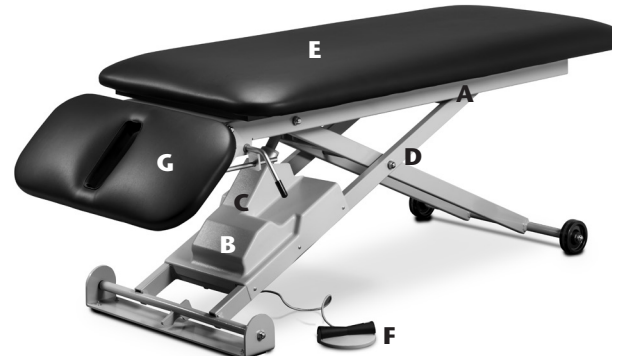
- A. Frame
- B. Control Box
- C. Motor
- D. Scissors Lift
- E. Upholstered Top
- F. Foot Controller

## PRODUCT DESCRIPTION:

### 86220

#### SPECIFICATIONS

Length	76"
Width	27"
Height Range	18.5" – 35.5"
Drop Section	13" x 27"
Load/Force Capacity	450 lbs.
Upholstery	knit-backed vinyl
Warranty	5-year limited



#### PARTS

- A. Frame
- B. Control Box
- C. Motor
- D. Scissors Lift
- E. Upholstered Top
- F. Foot Controller
- G. Upholstered Drop Section

### 86300

#### SPECIFICATIONS

Length	76"
Width	27"
Height Range	18.5" – 35.5"
Backrest	38" x 27"
Drop Section	13" x 27"
Load/Force Capacity	450 lbs.
Upholstery	knit-backed vinyl
Warranty	5-year limited



#### PARTS

- A. Frame
- B. Control Box
- C. Motor
- D. Scissors Lift
- E. Upholstered Top
- F. Foot Controller
- G. Upholstered Drop Section

### **IMPORTANT. Read before positioning your table.**

**When positioning the table, ALWAYS lift the metal frame. NEVER lift by the padded surfaces, ESPECIALLY THE DROP SECTION. Lifting the table by the padded surface may cause damage to the table. Damage to the table caused by lifting the padded surfaces is NOT covered under the warranty.**

**NEVER SIT ON THE DROP SECTION. The drop section is not engineered to support full body weight.**

**Sitting on the drop section may cause damage to the table and injury to the person attempting to sit on the drop section.**

### **Leveling**

For optimum performance and patient safety, all Clinton E-Series Power Treatment Tables should be on a clean, level non-slip surface.

Make certain that the table is level in all directions and that it does not wobble or rock.

All Clinton Power Treatment Tables ship fully assembled. However, care should be taken when unpacking the table so as not to damage the equipment.

BEFORE STARTING TO UNPACK THE EQUIPMENT inspect the boxes for damage that may have occurred during the shipping process. Clinton uses every packaging option available to insure that equipment arrives at its destination in factory condition, however, Clinton Industries has no control over third party handling once it leaves our facilities. Report any visible damage to Clinton and the shipping carrier immediately.



**CAUTION:** Do not use a knife or other sharp object that may puncture or damage the upholstery during the unpacking process.



**CAUTION:** Clinton E-Series Power Treatment Tables are heavy. Clinton Industries recommends four reasonably strong individuals using proper lifting techniques be used to lift or move the table. Not using the recommended number of movers may result in injury to the persons attempting to lift or move the equipment.



**CAUTION:** Always lift the table by the metal frame.

## CLEANING



### **CLEAN BEFORE USING** *(All Models)*

It is important to thoroughly clean tables according to facility standards before it is put into service. See cleaning suggestions below.



**WARNING:** Make certain that the power table's power cord is disconnected from the outlet before cleaning with any liquid.



**WARNING:** Always clean surfaces that come in contact with pathogens or infectious materials according to standard procedures of your particular healthcare or therapy facility. Although Clinton recommends a cleaning solution it is not a guarantee that it will meet with your facility's standards or state, federal and local standards for treatment and cleaning of areas and equipment that may be exposed to pathogens and infectious materials.

### **METAL**

**Before cleaning unplug the motor from the electrical outlet.**

Metal frame, should be cleaned according to facility anti-microbial standards and dried with a clean soft cloth. Never use abrasive cleaners or scrubbing implements on painted surfaces.

### **UPHOLSTERY**

**Before cleaning unplug the motor from the electrical outlet.**

Clinton uses only premium vinyl for upholstery, however, care should be taken when cleaning to ensure that the upholstery or color is not affected by the cleaning agent. Use only mild cleaning agents on upholstery. Clinton recommends using a 1 to 1 mix of ammonia and water or a 1 to 4 mix of bleach and water. Rinse thoroughly with clean water and pat surface dry. This is not a guarantee and does not relieve the user from responsibility of the proper and safe use of all cleaning agents. Test on inconspicuous area prior to using any cleaning agent on upholstery's visible surface. Certain cleaning agents can be harmful to the surface.



## INSTALLATION

All Clinton E-Series Power Tables are shipped fully assembled. Simply plug the power cord into a grounded (three-prong) outlet and your power table is ready for operation.

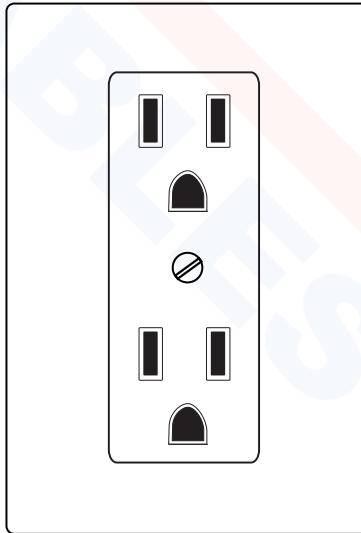
Make certain the power cord is readily accessible, if the table needs to be disconnected for any reason. Power cord and foot control should be located where they will not present a tripping hazard.

Never modify the power cord in any way. Never use a grounding adapter. The power cord must be plugged directly into a properly grounded outlet to reduce the risk of electric shock.

If you have questions about your power source or wall outlets, please contact a qualified electrician for professional guidance.



**DANGER** Risk of electric shock. Connect E-Series Power Table only to a properly grounded outlet.



*Grounded wall outlet*

## OPERATION

### OPERATOR/PATIENT/OTHERS POSITIONING *(All Models)*

The operator's position should be standing within a close proximity to the patient with a full view of both the patient and the immediate area surrounding the table. The patient should be sitting or lying on the table's surface with the backrest either in the inclined or prone position. Others, located in the area, should be clear of the table during operation.

### FOOT CONTROLLER *(All Models)*



**CAUTION:** Care must be taken when operating this equipment around other equipment to avoid reciprocal interference.

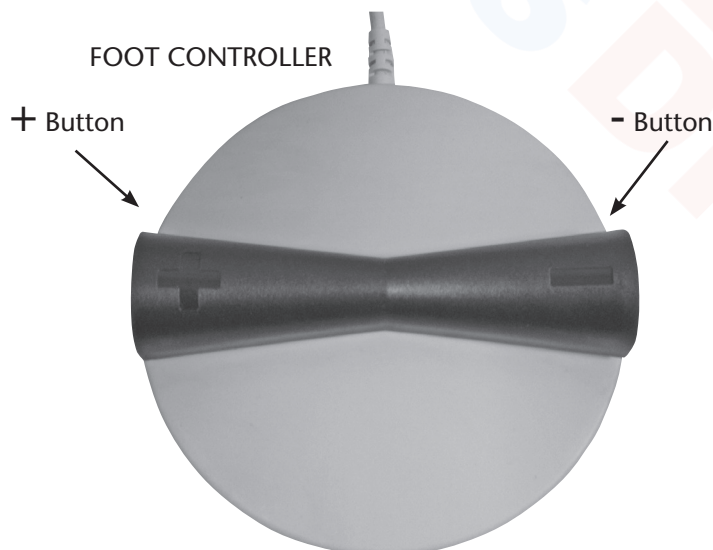


**CAUTION:** Before operating, make certain the table is level and that the table is properly in contact with the floor surface.

### TABLE HEIGHT ADJUSTMENT

The table's height can be easily adjusted by means of the foot controller.

To operate the foot controller, press slightly on the debossed "+" symbol to raise the table. Press slightly on the debossed "-" symbol to lower the table.



## PERIODIC VISUAL INSPECTIONS

### PERIODIC MONTHLY INSPECTION

- Inspect all electrical cords and connections for damage or wear.
- Check that all fasteners are in place and securely fastened.
- Make certain that the hi-lo function of the table is in proper working condition.
- Check to ensure that the table has remained level.

### PERIODIC YEARLY INSPECTION

- Inspect all electrical cords and connections for damage or wear.
- Check that all fasteners are in place and securely fastened.
- Make certain that the hi-lo function of the table is in proper working condition.
- Check to ensure that the table has remained level.
- Check for damage to the upholstery
- Check controller cords and functions
- Visually inspect components for wear or damage

## WARRANTY

To the original purchaser only, Clinton Industries warrants manufactured products to be free of defects in materials, workmanship or design under normal use and service conditions for five years on all mechanical products, all electric equipment and support items, from the date of purchase. Original purchaser **MUST REGISTER THIS WARRANTY by mail or online at [www.clinton-ind.com/warranty registration](http://www.clinton-ind.com/warranty-registration)** within 30 days of purchase to claim benefits offered by this warranty. Failure to register your product within the allotted time voids all offers and benefits of this warranty.

If the product and/or equipment should become defective within the first year of the warranty period, Clinton Industries will send replacement parts or replace it (at our discretion) free of charge, including return transportation to you provided you deliver the equipment or product prepaid to Clinton Industries located at 525 East Market St, York, PA, 17403. If replacement parts are deemed necessary by Clinton Industries within (1) one year of the purchase date, all new parts and shipping will be covered by Clinton Industries. Thereafter in warranted years (2) two through (5) five, all shipping charges of replacement parts or replacement product (at our discretion) covered under this warranty will be the responsibility of the purchaser.

Please receive authorization before returning product to the factory, as Clinton Industries will not accept unauthorized shipments. Clinton Industries reserves the right to repair or replace component parts without return of the entire unit.

This warranty does not include damage resulting from accident, abuse or misuse of the product and expressly excludes normal wearing of parts (including but not limited to vinyl and padding) or defect caused by transportation, accident, fire, flood, improper assembly, alteration, or negligence. In addition all representations and warranties made by any person or entity other than Clinton Industries main office is excluded from this warranty.

Implied warranties, including those of merchantability and fitness for a particular purpose, are limited to five years from purchase and all implied warranties are expressly excluded to the extent permitted by law and are otherwise limited to the terms of express warranties as set forth above. This is the exclusive remedy, and law for consequential or incidental damages under any and all warranties is excluded to the extent exclusion permits liability.

This warranty does not cover or compensate for any loss of use damages that may occur as a result of failure of equipment covered under this warranty.

Clinton industries reserves the right to alter or change equipment without prior notice and to repair or replace warranted equipment with new parts or new products.

Note: Exceeding the recommended weight capacity of any Clinton product with stationary weight or a total combined weight consisting of stationary weight and applied force under normal intended or unintended use voids this and all implied or stated warranties.



NOTES

EXAMINABLES DIRECT

## CONTACT INFORMATION



525 East Market Street

York, Pennsylvania 17403

800-441-9131 • 717-848-3519

Toll-Free Fax 866-522-1233

Fax 717-843-5871

[www.clinton-ind.com](http://www.clinton-ind.com)



**Proudly Made in the USA**  
of US and imported parts

© Copyright 2021, Clinton Industries, Inc.