

USER MANUAL



OPEN BASE, POWER, CHANGING TABLE



CLI-MA-078

LEGAL

Thank you, for selecting and purchasing Clinton equipment. We are proud to serve your medical equipment needs with products that deliver value and offer superior performance. Please read these instructions carefully to insure your Clinton products are used and operated according to specifications and that they are maintained to Clinton's recommendations.

This manual provides the description of the functions of Clinton Power 400 Tables.

LEGAL NOTICES

All the features, functionality, and other product specifications are subject to change without prior notice or obligation. Information contained herein is subject to change without notice.

Clinton logo is a trademarks of Clinton Industries, Inc. All other brands and product names referred to are trademarks of their respective holders. The ® or ™ symbols are not used in the text.

DISCLAIMER

Information in this document is provided in connection with Clinton products. No license, express or implied to any intellectual property rights is granted by this document. Clinton assumes no liability whatsoever, and disclaims any express or implied warranty, relating to sale and/or use of Clinton products including liability or warranties relating to fitness for a particular purpose other than its intended use, or infringement of any patent, copyright or other intellectual property right.

In no event shall Clinton Industries' liability exceed the price paid for the product from direct, indirect, special, incidental, or consequential damages resulting from the use of the product, or its documentation or errors in its documentation. Clinton Industries, Inc. makes no warranty or representation, expressed, implied, or statutory, with respect to the use of this documentation. Clinton Industries, Inc. reserves the right to revise or update its products, or documentation without obligation to notify any individual or entity.

CONTENTS

Intended use.....	2
Symbols, Classification, Rating & Mode of Operation	3
Important Safety Guidelines.....	4
Product Description	5
Unpacking & Setup	6
Cleaning.....	7
Installation.....	8
Operation.....	9—11
Periodic Visual Inspections/Model & Serial Number	12
Warranty.....	13
Specifications/Products.....	14
Contact Information	Back Cover

INTENDED USE

Clinton Open Base, Power, Changing Table is only intended for operation by health care professionals in a care or medical environment for changing of soiled garment or other incontinence briefs.

No special training is required; however, the health care professional should read and understand this entire User's Manual.

Review of the Safety Instructions and cautionary statements is imperative to the safety of both the patient and operator. Operators must always be within close proximity to the patient and have a full view of both the table and the patient. **The patient should never be left unattended on the table.** The Open Base, Power, Changing Table should always be placed on a dry, level surface to insure safe operation and positioned so that the power cord connection to the wall outlet is easily accessible and never blocked in any manner.

The Open Base, Power, Changing Table has two basic power functions, raising and lowering of patients. It operates within a height range of 18 to 34 inches off the floor, allowing ease of patient access. Clinton Open Base, Power, Changing Table is intended to be laid upon during changing of less than 30 minutes within the care or medical facility and may be used as frequently as necessary to accommodate the needs of patients.

The Open Base, Power, Changing Table is **NOT** intended for patient transportation. Tables are equipped with locking castors to allow for positioning the table within the facility and for ease of cleaning the room or area.

The intended population is for any demographic patient that is alert and able to support themselves with the exception of infants and individuals with a weight that exceeds 400 lbs. (181 kg).

SERVICE

If your Open Base, Power, Changing Table should fail operating for any reason, please call Clinton Industries for assistance in diagnosing the problem and having your equipment serviced, if necessary.

Clinton Open Base, Power, Changing Table has **no** field serviceable parts. If failure occurs, unplug the table from the wall outlet and contact Clinton Industries, or your local Clinton distribution office.

Please provide the following information before calling Clinton regarding an in or out of warranty problem.

Date of Purchase:

Serial Number:

Model Number:

Dealer/Distributor:

Dealer/Distributor Phone:

Dealer/Distributor Address:

**Model Number and
Serial Number are
located on the
leg at the foot end of
the table.
(See page 12)**

SYMBOLS, CLASSIFICATION, RATING & MODE OF OPERATION

SYMBOLS

For safety purposes, please familiarize yourself with the following symbols and their meanings which appear through this manual.



Operating Instructions



Pay particular attention to Cautions and Warnings throughout this manual. Potentially hazardous and harmful situations to users, patients and property can occur if these cautions and warnings are ignored.



Alternating and Direct Current



Earth (Ground)



Dangerous Voltage



Sitting Prohibited



Pinch Point: Can cause serious injury. Keep hands and fingers clear.





Refer to Manual/Booklet



APPLIED PARTS Classification: Type B

CLASSIFICATION, RATING & MODE OF OPERATION

- Class II ME Equipment 
- APPLIED PARTS Classification:  Type B
Applied Parts: (Upholstered Top, Foot Pedal, Drop Section)
- "IP" rating: **IP54**



- Never use these tables in an oxygen rich environment. Failure to do so could result in a flash fire or explosion which could result in serious injury or death.
- Mode of Operation: Non-continuous (2 min. on/18 min. off)

IMPORTANT SAFETY GUIDELINES

WEIGHT LIMIT

Clinton Open Base, Power, Changing Table is specifically designed to be used by medical and care professionals for changing of soiled garment or other incontinence briefs where the table load capacity or combined load and force does not exceed 400 pounds (181 kg).



WARNING

To reduce the risk of injury due to electrical shock, burns or fire follow the following procedures:

- Unplug the table before cleaning
- Unplug the table before adding accessories or removing and replacing parts
- Do not use the table if it has been damaged in any way, especially the electrical connection
- Unplug the table and do not use if the table has been in or damaged by water or excessive moisture
- Keep cord away from heat or surfaces that may become hot
- Do not modify this equipment without authorization from Clinton Industries
- Mains plug is used as primary means of disconnect. Do not position the equipment such that it is difficult to operate the disconnection device.
- Not intended for outdoor use
- Never operated where aerosol sprays, oxygen or other potentially flammable products are being used

This equipment generates, uses, and can radiate radio frequency energy and, if not installed and used in accordance with instructions, may cause harmful interference to other devices in the vicinity. However, there is no guarantee that interference will not occur in a particular installation. Harmful interference to other devices can be determined by turning this equipment on and off. Try to correct the interference using one or more of the following:

- Reorient or relocate the receiving device
- Increase the separation between the equipment
- Connect the equipment to an outlet on a different circuit from that to which the other device(s) are connected and consult the factory field service technician for help
- Consult Clinton Industries for help
- Care must be taken when operating this equipment around other equipment to avoid reciprocal interference. Potential electromagnetic or other interference could occur to this or to the other equipment. Try to minimize this interference by not using other equipment in conjunction with this device.



DANGER

Risk of Electrical Shock.

Always connect these tables to a properly grounded 120V outlet.

The power supply and controller contains no serviceable parts. If failure occurs, unplug the table from the wall outlet and contact Clinton Industries, or your local Clinton distribution office.

PRODUCT DESCRIPTION: *Open Base, Power, Changing Table*

MODEL: 80110-60

SPECIFICATIONS

Length	60"
Width	27"
Height Range	18" – 35"
Load/Force Capacity	400 lbs.
Upholstery	knit-backed vinyl
Warranty	5-year limited
Voltage	120V
Safety Listings	

MODEL: 80110-72

SPECIFICATIONS

Length	72"
Width	27"
Height Range	18" – 35"
Load/Force Capacity	400 lbs.
Upholstery	knit-backed vinyl
Warranty	5-year limited
Voltage	120V
Safety Listings	



PARTS

- A. Frame
- B. Upholstered Flat Top
- C. Upholstered Sides
- D. Actuator
- E. Control Box
- F. Scissors Lift
- G. Foot Controller
- H. Locking Casters

UNPACKING THE CHANGING TABLE

All Clinton, Open Base, Power, Changing Tables ship fully assembled. However, care should be taken when unpacking the table so as not to damage the equipment.

BEFORE STARTING TO UNPACK THE EQUIPMENT inspect the boxes for damage that may have occurred during the shipping process. Clinton uses every packaging option available to insure that equipment arrives at its destination in factory condition, however, Clinton Industries has no control over third party handling once it leaves our facilities. Report any visible damage to Clinton and the shipping carrier immediately.

After the package is inspected for visible damage, follow the unpacking steps below.



CAUTION: Do not use a knife or other sharp object that may puncture or damage the upholstery during the unpacking process.



CAUTION: Clinton Power 400 Tables are heavy. Clinton Industries recommends four reasonably strong individuals using proper lifting techniques be used to lift or move the table. Not using the recommended number of movers may result in injury to the persons attempting to lift or move the equipment.



CAUTION: Always lift the table by the metal frame. Lifting otherwise could result in damage to the table, and may result in injury to the individuals attempting to move or lift the table.

1. Remove any strapping and cardboard lid
2. Remove wooden post supports from each corner.
3. With help, lift main cardboard surround off the table.
4. Pull corners of cardboard tray apart so tray is flat.
5. With the assistance of one or more persons, lift power table off skid and into position.



6. Leveling

For optimum performance an patient safety, all Clinton, Open Base, Power, Changing Tables should be on a clean, level non-slip surface.

Make certain that the table is level in all directions and that it does not wobble or rock. **Lock casters when table is in the desired position.**

CLEANING



CLEAN BEFORE USING *(All Models)*

It is important to thoroughly clean tables according to facility standards before it is put into service. See cleaning suggestions below.



WARNING: Make certain that the table's power cord is disconnected from the outlet before cleaning with any liquid.



WARNING: Always clean surfaces that come in contact with pathogens or infectious materials according to standard procedures of your particular healthcare or therapy facility. Although Clinton recommends a cleaning solution, it is not a guarantee that it will meet with your facility's standards or state, federal and local standards for treatment and cleaning of areas and equipment that may be exposed to pathogens and infectious materials.

METAL FRAME

Before cleaning unplug the motor from the electrical outlet.

The metal frame should be cleaned according to facility anti-microbial standards and dried with a clean soft cloth. Never use abrasive cleaners or scrubbing implements on painted surfaces.

UPHOLSTERY

Before cleaning unplug the motor from the electrical outlet.

Clinton uses only premium vinyl for upholstery, however, care should be taken when cleaning to ensure that the upholstery or color is not affected by the cleaning agent. Use only mild cleaning agents on upholstery. Clinton recommends using a 1 to 1 mix of ammonia and water, or a 1 to 4 mix of bleach and water. Rinse thoroughly with clean water and pat surface dry. This is not a guarantee and does not relieve the user from responsibility of the proper and safe use of all cleaning agents. Test on inconspicuous area prior to using any cleaning agent on upholstery's visible surface. Certain cleaning agents can be harmful to the surface.

INSTALLATION

All Clinton Open Base, Power, Changing Tables are shipped fully assembled. Simply plug the power cord into a grounded (three-prong) 120V outlet and your power table is ready for operation.

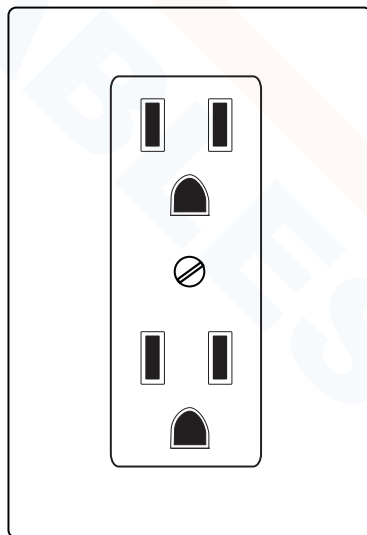
Make certain the power cord is readily accessible, if the table needs to be disconnected for any reason. Power cord and foot control should be located where they will not present a tripping hazard.

Never modify the power cord in any way. Never use a grounding adapter. The power cord must be plugged directly into a properly grounded outlet to reduce the risk of electric shock.

If you have questions about your power source or wall outlets, please contact a qualified electrician for professional guidance.



DANGER Risk of electric shock. Connect Power 400 Table only to a properly grounded outlet.



Grounded wall outlet

OPERATION

OPERATOR/PATIENT/OTHERS POSITIONING

The operator's position should be standing within a close proximity to the patient with a full view of both the patient and the immediate area surrounding the table. The patient should be sitting or lying on the table's surface with the backrest either in the inclined or prone position. Others, located in the area, should be clear of the table during operation.

FOOT CONTROLLER



CAUTION: Care must be taken when operating this equipment around other equipment to avoid reciprocal interference.



CAUTION: Before operating, make certain the table is level and that all four adjustable feet are properly in contact with the floor surface. If the table has casters, make certain that all casters are locked and that all casters are in contact with the floor surface.

TABLE HEIGHT ADJUSTMENT

The table's height can be easily adjusted by means of the foot controller.

To operate the foot controller, press slightly on the debossed "+" symbol to raise the table. Press slightly on the debossed "-" symbol to lower the table.

FOOT CONTROLLER




UPHOLSTERED SIDE RAILS

TO LOWER THE SIDE RAILS, simply pull out the spring-loaded knob and gently lower the rail until the spring loaded knob clicks into place. It should be perpendicular to the top.

TO RAISE THE SIDE RAILS, simply pull out the spring-loaded knob and swing the side rails up until the spring knob clicks into place.



CAUTION: Always check to see if the side rail is securely in place before proceeding.



OPERATION

LOCKING CASTERS

The locking mechanism can be engaged by using your foot to depressing the tab located at the rear of each caster. This action locks the swivel of the caster and acts as a brake to minimize movement of the wheel. **ALL FOUR CASTERS MUST BE LOCKED TO ENSURE MINIMAL MOVEMENT OF THE TABLE.**

IMPORTANT: Clinton, Power, Changing Tables are NOT to be used for patient transportation.



Caster in the mobile position.



Caster in the lock position.



PERIODIC VISUAL INSPECTIONS/MODEL & SERIAL NUMBER

PERIODIC MONTHLY INSPECTION

- Inspect all electrical cords and connections for damage or wear.
- Check that all fasteners are in place and securely fastened.
- Make certain that the hi-lo function of the table is in proper working condition.
- Check to ensure that the table has remained level.

PERIODIC YEARLY INSPECTION

- Inspect all electrical cords and connections for damage or wear.
- Check that all fasteners are in place and securely fastened.
- Make certain that the hi-lo function of the table is in proper working condition.
- Check to ensure that the table has remained level.
- Check for damage to the upholstery
- Check controller cords and functions
- Visually inspect components for wear or damage



Model Number and Serial Number are located on the leg on the foot end of the table.

CLINTON[™]
INDUSTRIES INC.
York, PA 17403
800-441-9131

Serial # _____

Model # _____

Date of mfg _____

Serial # _____

WARRANTY

To the original purchaser only, Clinton Industries warrants manufactured products to be free of defects in materials, workmanship or design under normal use and service conditions for five years on all mechanical products, all electric equipment and support items, from the date of purchase. Original purchaser **MUST REGISTER THIS WARRANTY online at www.clinton-ind.com/warranty registration** within 30 days of purchase to claim benefits offered by this warranty. Failure to register your product within the allotted time voids all offers and benefits of this warranty.

If the product and/or equipment should become defective within the first year of the warranty period, Clinton Industries will send replacement parts or replace it (at our discretion) free of charge, including return transportation to you provided you deliver the equipment or product prepaid to Clinton Industries located at 525 East Market St, York, PA, 17403. If replacement parts are deemed necessary by Clinton Industries within (1) one year of the purchase date, all new parts and shipping will be covered by Clinton Industries. Thereafter in warranted years (2) two through (5) five, all shipping charges of replacement parts or replacement product (at our discretion) covered under this warranty will be the responsibility of the purchaser.

Please receive authorization before returning product to the factory, as Clinton Industries will not accept unauthorized shipments. Clinton Industries reserves the right to repair or replace component parts without return of the entire unit.

This warranty does not include damage resulting from accident, abuse or misuse of the product and expressly excludes normal wearing of parts (including but not limited to vinyl and padding) or defect caused by transportation, accident, fire, flood, improper assembly, alteration, or negligence. In addition all representations and warranties made by any person or entity other than Clinton Industries main office is excluded from this warranty.

Implied warranties, including those of merchantability and fitness for a particular purpose, are limited to five years from purchase and all implied warranties are expressly excluded to the extent permitted by law and are otherwise limited to the terms of express warranties as set forth above. This is the exclusive remedy, and law for consequential or incidental damages under any and all warranties is excluded to the extent exclusion permits liability.

This warranty does not cover or compensate for any loss of use damages that may occur as a result of failure of equipment covered under this warranty.

Clinton industries reserves the right to alter or change equipment without prior notice and to repair or replace warranted equipment with new parts or new products.

Note: Exceeding the recommended weight capacity of any Clinton product with stationary weight or a total combined weight consisting of stationary weight and applied force under normal intended or unintended use voids this and all implied or stated warranties.



Motor Specifications—All Models

120VAC, 60Hz

Duty cycle: 10% (2 min on / 18 min off) at Max 5A

The power supply cord with mains plug is used as the primary means of disconnect to isolate the Power 400 Table from supply mains. Ensure mains plug is easily accessible while the table is in operation.

Life Cycle—All Models

Clinton, Open Base, Power, Changing Tables have an expected service life of 5 (five) years.

Upon completion of the equipment's life cycle, discard components in a manner which complies with both local and federal guidelines so as to not create a hazard to others or the environment.

Model: 80110-60

Table Weight	280 lbs. Max (127 kg)
Total Load Capacity (including force).....	400 lbs. (181 kg)
Overall Length.....	60"
Overall Width	27"
Height Range.....	18" to 35"
Storage & Transportation	
Temperature Range	14°F to 122°F (-10°C to +50° C)
Humidity Range.....	20% to 90% @ 86°F (30°C) – not condensing
Atmospheric Pressure Range	80,0 kPa to 106,0 kPa (Rated to operate at an altitude ≤ 2000 m)
Operation	
Temperature Range	41° F to 104° F (+5°C to +40°C)
Humidity Range.....	20% to 90% @ 86°F (30°C) – not condensing
Atmospheric Pressure Range	80,0 kPa to 106,0 kPa (Rated to operate at an altitude ≤ 2000 m)

Model: 80110-72

Table Weight	290 lbs. Max (132 kg)
Total Load Capacity (including force).....	400 lbs. (181 kg)
Overall Length.....	72"
Overall Width	27"
Height Range.....	18" to 35"
Storage & Transportation	
Temperature Range	14°F to 122°F (-10°C to +50° C)
Humidity Range.....	20% to 90% @ 86°F (30°C) – not condensing
Atmospheric Pressure Range	80,0 kPa to 106,0 kPa (Rated to operate at an altitude ≤ 2000 m)
Operation	
Temperature Range	41° F to 104° F (+5°C to +40°C)
Humidity Range.....	20% to 90% @ 86°F (30°C) – not condensing
Atmospheric Pressure Range	80,0 kPa to 106,0 kPa (Rated to operate at an altitude ≤ 2000 m)

CONTACT INFORMATION



525 East Market Street

York, Pennsylvania 17403

800-441-9131 • 717-848-3519

Toll-Free Fax 866-522-1233

Fax 717-843-5871

www.clinton-ind.com

Printed in the USA

© Copyright 2022, Clinton Industries, Inc.



Proudly Made in the USA
of US and imported parts