

Classic Series, Straight Line, Treatment Table



MODEL 1010

- Features hardwood legs and adjustable backrest
- Backrest has 6 settings of approximately: 60°, 55°, 50°, 43°, 36° & 27°
- Scratch resistant topcoat finish
- Fast and easy assembly
- Seamless rounded corner top
- 2" firm foam padding (5 cm)
- Heavyweight, knit-backed upholstery
- 400 lbs. load capacity under normal use (181.43 kg)

SPECIFICATIONS


1010-24	72" L x 24" W x 31" H
1010-27	72" L x 27" W x 31" H
1010-30	72" L x 30" W x 31" H
1010-38	72" L x 30" W x 31" H

California residents please be advised of the following, pursuant to Proposition 65:

! **WARNING:** This product can expose you to chemicals, including diisononyl phthalate (DINP), which is known to the State of California to cause cancer. For more information go to www.P65Warnings.ca.gov.

2

Options



20- small Pillow




077- Positioning Strap



034- Paper Dispenser & Cutter Combo



040- Paper Cutter




030- Paper Dispenser



005- Special Height



006- Special Length



009- Nose Hole

Finishes



Natural



Dark Cherry

Upholstery Colors



Slate Blue



Wedgewood



Royal Blue



Desert Tan



Burgundy



Country Mist



Warm Gray



Gunmetal



Black